



Monday 30th March

Hello Year 3. Your tasks for this week are set out on the slides. You can work on these tasks in any order but must start with Monday's work and then Tuesday's etc.

Try and work as neatly as you can and as hard as you would if you were at school.

We hope that you have a great day.

TIMES TABLES POCKY STARS

Spend 15 minutes answering the different questions.

Reading Time



- Read your school reading book or a book from home for 20 minutes.
- Enjoy escaping on the new adventures with the different characters.
- Remember you can take a quiz if you finish your book.

Spelling Time

- Spend 10 minutes learning your spellings.
- You could either:
 - Write each one out 5 times.
 - Write them out in fancy writing and colour them in.
 - Write each word in a sentence.
 - Get a grown up or older sibling to verbally test you when you have learnt them.



Today's words are:

- 1.answer
- 2.appear
- 3.arrive
- 4.believe
- 5.bicycle

Maths Time

Mental Maths to help your brain. How many can you answer in 10 minutes?

- 1. Round 86 to the nearest 10
- 2. What is half of 26?
- 3. Double 34
- 4. $30 - 7 =$
- 5. $£1 = 65p + \dots\dots\dots$
- 6. $5 \times 4 = 2 \times \dots\dots\dots$
- 7. An apple cost 21p. How much does 3 apples cost?
- 8. $50 - 46$
- 9. $462 = \dots\dots\dots + 60 + \dots\dots\dots$
- 10. Subtract the number of sides on a triangle from the number of days in a week.



Written Maths Time



- Write out each question in your home learning book.
- Remember the method that we have learnt in class and always start with the ones.
- Add the ones and carry over any extra tens.
- Then add the tens remembering any extras.
- Then add the hundreds.

$\begin{array}{r} 323 \\ + 518 \\ \hline \\ \hline \end{array}$	$\begin{array}{r} 607 \\ + 228 \\ \hline \\ \hline \end{array}$	$\begin{array}{r} 507 \\ + 463 \\ \hline \\ \hline \end{array}$	$\begin{array}{r} 319 \\ + 142 \\ \hline \\ \hline \end{array}$
$\begin{array}{r} 257 \\ + 706 \\ \hline \\ \hline \end{array}$	$\begin{array}{r} 505 \\ + 109 \\ \hline \\ \hline \end{array}$	$\begin{array}{r} 672 \\ + 243 \\ \hline \\ \hline \end{array}$	$\begin{array}{r} 591 \\ + 367 \\ \hline \\ \hline \end{array}$
$\begin{array}{r} 572 \\ + 336 \\ \hline \\ \hline \end{array}$	$\begin{array}{r} 760 \\ + 615 \\ \hline \\ \hline \end{array}$	$\begin{array}{r} 822 \\ + 345 \\ \hline \\ \hline \end{array}$	$\begin{array}{r} 912 \\ + 461 \\ \hline \\ \hline \end{array}$
$\begin{array}{r} 476 \\ + 485 \\ \hline \\ \hline \end{array}$	$\begin{array}{r} 655 \\ + 738 \\ \hline \\ \hline \end{array}$	$\begin{array}{r} 379 \\ + 648 \\ \hline \\ \hline \end{array}$	






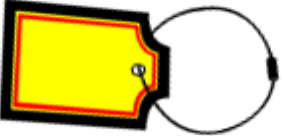
English Time

Can you remember how to use inverted commas?

You use inverted commas to mark direct speech.

You can see how I have used the diagram below to help me use inverted commas in this example.

“We caught a huge mammoth for dinner Mom!” shouted Iggy.

					
1) Open inverted commas.	2) Capital letter.	3) Speech Sentence.	4) Mark it .,?!.	5) Close inverted commas.	6) Tell the reader who is speaking.

Now it is your turn to have a go.

- Inverted commas are sometimes called speech marks and we have looked at these in class.
- “I want to go on a hunt!” moaned Ug.
- For the 2 characters that are on this slide can you write a conversation between Ug and his dad Grug.
- Each character should say 3 pieces of speech.



History Time

What was Iron Age art like?

- Iron Age Artefacts
- Look at the artefacts in the picture.
- Can you verbally match each one with the description that matches?

Resource 10a Iron Age Artefacts

Draw a line to match the Iron Age artefact to its description.



A **brooch** was used to pin together cloaks for men and women. Brooches were often designed in cross, circle or knot shapes.



Coins were used as gifts or for buying goods. They were bronze, silver or gold and typically depicted horses or crops.




A **torc** was a ringed necklace that could be worn by either men or women. It was made from twisted wire.



Shields protected Iron Age warriors in battle. They were made of bronze and enamel and were often works of art in themselves.

Your Task

- Split your page into 4 sections.
- In each section you should draw a different Iron Age brooch.
- With each of the designs you should use one of the features that are listed.
- Underneath each of your pictures can you show which of the features that you have used?



Tuesday 31st March



TIMES TABLES POCKY STARS

Spend 15 minutes answering the different questions.

Reading Time

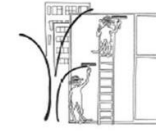


- Read your school reading book or a book from home for 20 minutes.
- Enjoy escaping on the new adventures with the different characters.
- Remember you can take a quiz if you finish your book.

Handwriting Time


Copy the passage into your learning book and remember to use your neatest kinetic letters. You should also make clear your capital letters and full stops.

Window cleaner family



i u l t

Special squirter



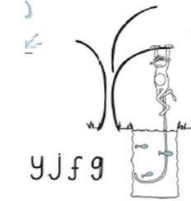
e

Abacadabra family



c o a d s q g

Fisher family



y j f g

Jumper family



h b r n m p



v w x z k

Slider family

- The Stone Age covers a huge period of time, over 3 million years. The Stone Age starts when the first human like animals came into existence. The earliest evidence has been found in Africa.
- Early humans arrived in Britain more than 800,000 years ago but Britain has not been constantly lived in since that time due to climate change. The ice and cold temperatures during the last period of time, known as the ice age, meant that early humans left Britain in search of warmer climates.
- At this time Britain was not an island so they could walk across the land into Europe and Africa.

Mental Maths Time

10 in 10



1. $100 - 7 =$

2. Write the number one hundred and eight.

3. What is the value of 9 in the number 593?

4. Double 26

5. Add together 1 lot of 20, 3 lots of 10 and 2 lots of 5.

6. Which of these numbers is not a multiple of 3: 18, 33, 15, 7, 9

7. An apple weighs around 100 grams. How much would 8 apples weigh?

8. What fraction of the shape is shaded?

9. A watch costs £39. How much change can you get from £50?



10. How many 50's in 250?

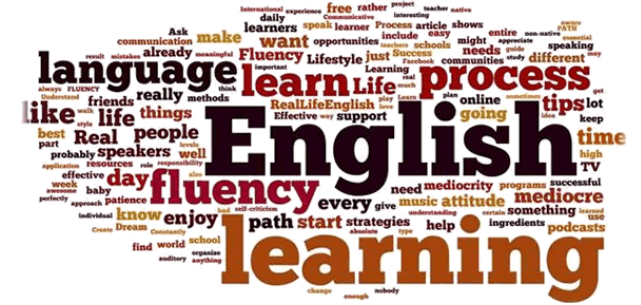


Written Maths Time

- Write out each question in your home learning book.
- Remember the method that we have learnt in class and always start with the ones.
- Take away the ones and think about whether you need to exchange or not, taking a ten and exchanging it for 10 ones.
- Then take away the tens remembering that you could have one less.
- Then take away the hundreds.

$\begin{array}{r} 451 \\ - 218 \\ \hline \\ \hline \end{array}$	$\begin{array}{r} 840 \\ - 525 \\ \hline \\ \hline \end{array}$	$\begin{array}{r} 472 \\ - 238 \\ \hline \\ \hline \end{array}$	$\begin{array}{r} 481 \\ - 323 \\ \hline \\ \hline \end{array}$
$\begin{array}{r} 690 \\ - 526 \\ \hline \\ \hline \end{array}$	$\begin{array}{r} 726 \\ - 419 \\ \hline \\ \hline \end{array}$	$\begin{array}{r} 427 \\ - 233 \\ \hline \\ \hline \end{array}$	$\begin{array}{r} 519 \\ - 450 \\ \hline \\ \hline \end{array}$
$\begin{array}{r} 353 \\ - 136 \\ \hline \\ \hline \end{array}$	$\begin{array}{r} 627 \\ - 258 \\ \hline \\ \hline \end{array}$	$\begin{array}{r} 622 \\ - 394 \\ \hline \\ \hline \end{array}$	$\begin{array}{r} 951 \\ - 652 \\ \hline \\ \hline \end{array}$

English Time



- Prepositions are words that describe where an object is positioned. For example: The cat was on the table. Other examples include: under, on, in, next to, behind, through, in between and opposite.
- For each of the pictures can you write a sentence using a preposition about what is happening?
- Where is the fire? Where is the Woolly Rhino?



Where is the meat?



Where is the tepee?



Remember to write full sentences and not just answer the questions.

Science Time – How is a shadow formed?

- Shadows are formed when a solid object blocks the light source. The object has to be an opaque object and therefore will not let any light pass through it.
- Draw a diagram to show how a shadow is formed.
- Can you label the key features:
 - The light source – Remember this can be anything that gives out light.
 - The object – It has to be a solid object.
 - The shadow – A shadow should be attached to the object and not floating around the page.



Wednesday 1st April



TIMES TABLES POCKY STARS

Spend 15 minutes answering the different questions.

Spelling Time

- Spend 10 minutes learning your spellings.
- You could either:
 - Write each one out 5 times.
 - Write them out in fancy writing and colour them in.
 - Write each word in a sentence.
 - Get a grown up or older sibling to verbally test you when you have learnt them.

- Today's spellings are:

1. busy
2. business
3. calendar
4. centre
5. caught



Reading Time



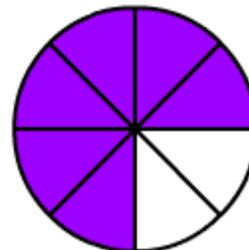
- Read your school reading book or a book from home for 20 minutes.
- Enjoy escaping on the new adventures with the different characters.
- Remember you can take a quiz if you finish your book.

Mental Maths Time

10 in 10



1. What is the sum of 13 and 9?
2. Write the number 346 in words.
3. $423 + 69 =$
4. $823 - 27 =$
5. $724 = \dots\dots\dots + 20 + 4$
6. What is the difference between 67 and 54?
7. Put these in ascending order: $\frac{3}{10}$, $\frac{5}{10}$, $\frac{1}{10}$, $\frac{7}{10}$
8. The clock reads 4 o'clock. What time will it be in 30 minutes time?
9. What fraction of the shape is shaded?



10. 5 is a quarter of a number. What is that number?

Written Maths Time

Ordering 3 digit numbers



- Write each number sequence in your learning book.
- A, B and C should be ordered starting with the smallest number.
- D, E and F should be ordered starting with the largest number.
- Remember to work neatly in your book.

a. 115 121 119 125

b. 423 432 342 344

c. 757 755 577 79

d. 210 340 304 200

e. 160 60 163 130

f. 445 145 545 454

Stone Age Stew

A hearty and warming stone age stew is a welcome luxury after a long day of hunting and gathering.

First, you will need to prepare the stock. For a flavoursome and rich-tasting stock, you must use the finest and freshest herbs so scavenge the woods for juniper berries, nettle leaves, sunflower seeds and hazelnuts. Add them to water in a large stone pot and drop in some red-hot stones to heat the mixture. Why not include some mammoth blood to give the stock a deep, earthy flavour?

Next, roast today's catch over the fire on a spit. When blackened, chop it into small pieces and add it into your stock. Keep stirring so that your stew does not congeal. Serve piping hot with a fresh lump of bone on the side.



English Time

Read the text and see if you can answer the questions in full sentences using capital letters and full stops.

- 1. What is a Stone Age Stew? R
- 2. Find one adjective that describes the stock? V
- 3. Which animals blood gives the stock a deep earthy flavour? R
- 4. In the last paragraph there are imperative verbs (Verbs that tell you what to do). Copy and find one. V
- 5. What do you think congeal means? E
- 6. Name 2 things that you would scavenge for in the woods? R

PE Time with Joe

- Click on the link below to complete your 30 minutes of active PE.
- You will need some space in your living room or bedroom.
- Your heart will be racing so make sure you have a drink close by.
- https://www.youtube.com/watch?v=4wzoy_J3I_c



Thursday 2nd April



The image features a stylized logo on a black background. The top line reads 'TIMES TABLES' in a blue, 3D-style font with a white outline. The bottom line reads 'ROCK STARS' in a pink, 3D-style font with a white outline. Both lines of text are slanted to the right.

Spend 15 minutes answering the different questions.

Reading Time



- Read your school reading book or a book from home for 20 minutes.
- Enjoy escaping on the new adventures with the different characters.
- Remember you can take a quiz if you finish your book.

Mental Maths Time

10 in 10



- 1. What number should I subtract from 24 to get 15?
- 2. $14 + 6 + 8 =$
- 3. How many sides has an octagon have?
- 4. $200 + 60 + 4 = \dots\dots\dots$
- 5. $6 \times 8 =$
- 6. There are 7 tricycles. How many wheels is this?
- 7. There are 48 sweets that need to be shared between 4 people. How many does each person get?
- 8. What is the difference between 90 and 100?
- 9. How many 50's in 450?
- 10. Take the number of legs on a spider and add it to the sides on a square

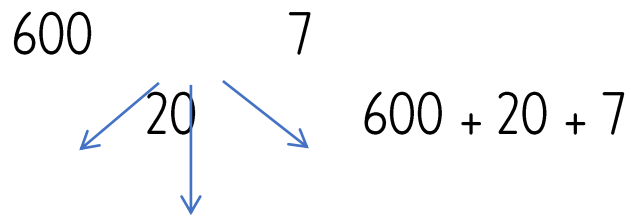
Written Maths Time

Partitioning 3 digit numbers



- Write each number in your book.
- Think about how to partition 3 digit numbers. Can you use your knowledge to partition these?
- You can use this to help you:

627



- 1. 213 = + +
- 2. 532 = + +
- 3. 999 = + +
- 4. 654 = + +
- 5. 270 = + +
- 6. 127 = + +
- 7. 411 = + +

English Time

Can you use the conjunctions to join the sentences together?

- Conjunctions are used to join 2 sentences together to make them more interesting to read. Some examples are: because, while, as and so.
 - Look at this example:
 - The fire was burning.
 - We all sat around it.
 - When we join them together we can get this:
 - The fire was burning **while** we all sat around it.
 - Now it's your turn with the sentences opposite.
- 1. The Stone Age boy wanted to go for a hunt.
 - He was bored.
 - 2. The children did cave paintings.
 - Their mother cooked a meal.
 - 3. The woolly mammoth was in the water.
 - It couldn't be seen.
 - 4. Stone age clothes are made from animal fur.
 - There weren't any shops in those days.

French Learning

- Your task is to think about what you can remember in French.
- The French flag is made out of 3 colours: red, white and blue.
- Draw a French flag into your learning book.
- Colour it in in the correct colours.
- Underneath your flag introduce yourself by writing:
- Bonjour je m'appelle
- Can you remember what this means?



Friday 3rd April



The image features a stylized logo on a black background. The top line reads 'TIMES TABLES' in a blue, 3D-style font with a white outline. The bottom line reads 'ROCK STARS' in a pink, 3D-style font with a white outline. Both lines of text are slanted to the right.

Spend 15 minutes answering the different questions.

Reading Time



- Read your school reading book or a book from home for 20 minutes.
- Enjoy escaping on the new adventures with the different characters.
- Remember you can take a quiz if you finish your book.

Spelling Test Time

- Spend 10 minutes looking at the 10 spellings that you have had to learn this week.
- Get a grown up or older sibling to test you when you have learnt them. You can either write them down or verbally spell them out.

- 1. busy
- 2. business
- 3. calendar
- 4. centre
- 5. caught
- 6. answer
- 7. appear
- 8. arrive
- 9. believe
- 10. bicycle



Mental Maths Time

10 in 10



- 1. Write seven hundred and seven as a number.
- 2. What comes next: 15, 25, 35, 45, ,?
- 3. Half of a number is 7. What is that number?
- 4. How many 5p's in 35p?
- 5. Write down a pair of numbers that when you multiply them together you get 24.
- 6. What number is 10 less than 101?
- 7. How many sides does a pentagon have?
- 8. What is $\frac{1}{4}$ of 16?
- 9. Find $\frac{1}{10}$ of 55
- 10. 145 children go on a coach. Each coach has 50 seats. How many coaches are needed?

Written Maths Time

Find the next number in the sequence.



- Write each sequence into your learning book.
 - Can you add in the missing numbers into each sequence to make it correct?
 - Think about what you have to do in each sequence. Maybe you have to add 4 each time or maybe you have to take away 8 each time.
- 1. 55 , 50 , 45 , 40 , ,
 - 2. 8 , 16 , 24 , 32 , ,
 - 3. 21 , 18 , 15 , 12 , ,
 - 4. 16 , 20 , 24 , 28 , ,
 - 5. 48 , 44 , 40 , , 32 ,
 - 6. 42 , 39 , , 33 ,
 - 7. 80 , 72 , 64 , ,
 - 8. 100 , 150 , , 250 , , 350

English Time

Story Writing



- Read the story opening that is written on the other side of the page.
 - Using this as your story opening can you carry on the story.
 - Think about adding in exciting vocabulary to show what happens or even some speech to show what the characters could be saying to each other.
- Iggy had travelled so far through the woods and had still found nothing to eat. There was still a long way to go.
 - She had started the day exactly as all the others: helping her brother pick berries for breakfast and helping her mother cook them on the fire.
 - It had seemed like weeks since the family had had some meat and she was determined to find it.

RE Learning Time

- Think about the key days of the Easter story.
- Palm Sunday
- Maudy Thursday
- Good Friday
- Easter Sunday

- Draw a picture to represent each day. Underneath each day write down which day it represents.
- You can colour your pictures in any colour.



You should try your hardest with all of these activities.

We hope you have enjoyed completing them.

